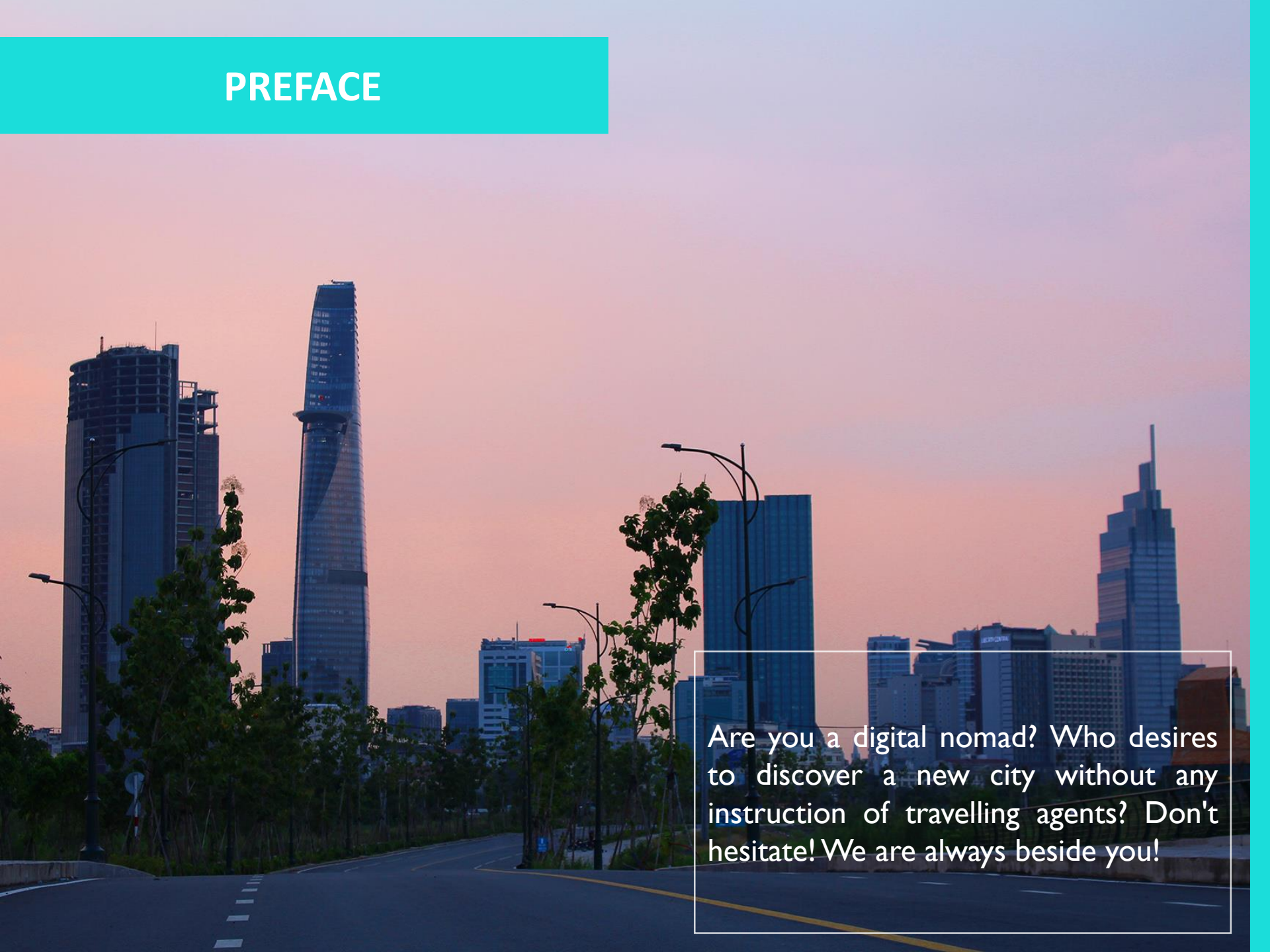


VIETNAMNOMAD.COM

SAIGON GUIDE BOOK



PREFACE



Are you a digital nomad? Who desires to discover a new city without any instruction of travelling agents? Don't hesitate! We are always beside you!

THANK YOU!

First of all, we would like to express our gratitude for your interest in this book. Ho Chi Minh city is a young and beautiful land, located in South East Vietnam, which contains a huge number of mysterious items to hit on. Let's try to step into the distant "Pearl of the Far East" to explore new land and new culture waiting for you!

Our main mission is making your trip easy and perfect at every moment.

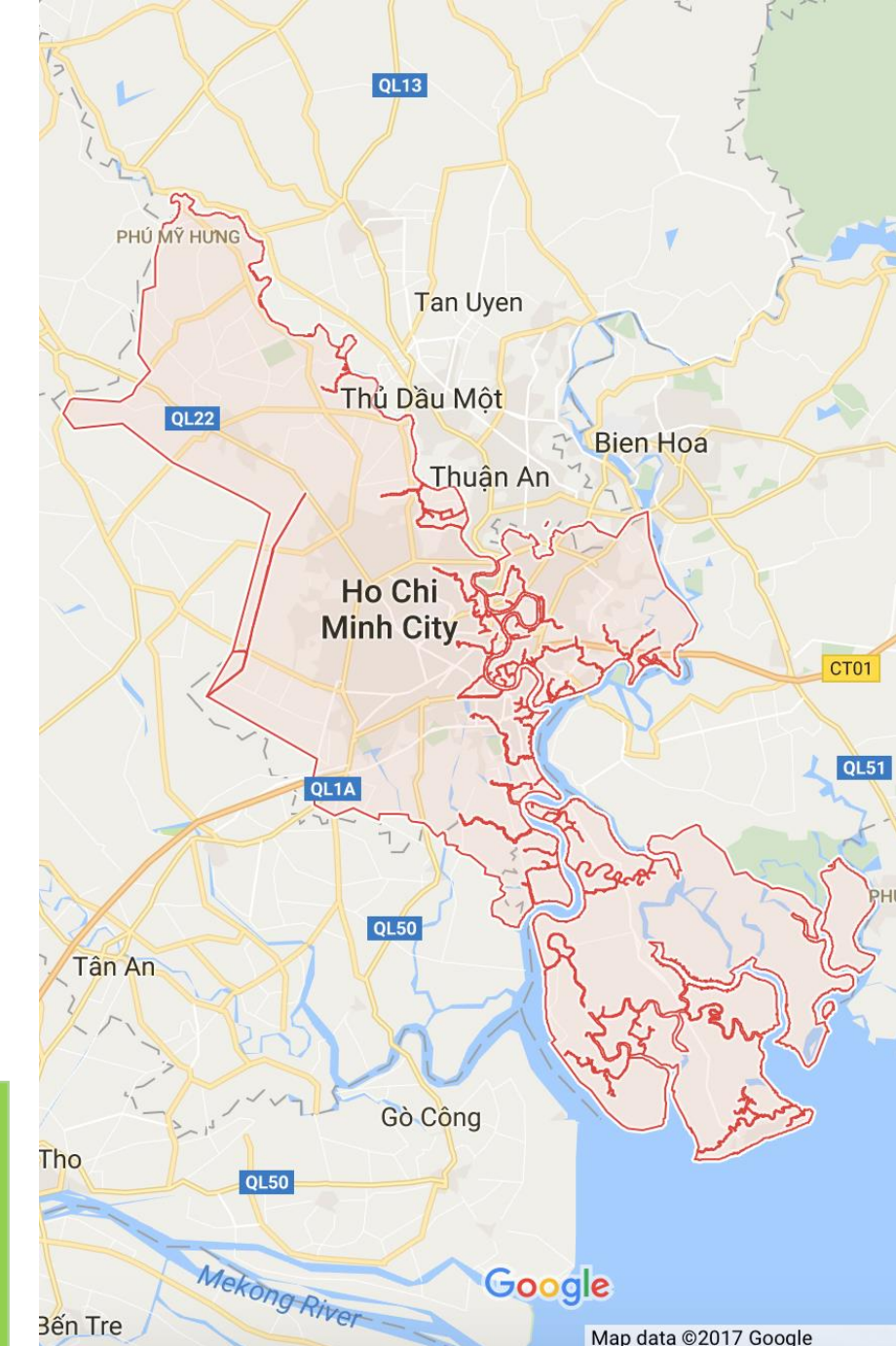
**You should refer to the
vietnamnomad.com to see
Vietnam Travel Guide**

**Thank you for coming to
Vietnam, wish you a happy trip!**

INTRODUCTION

Ho Chi Minh City (common name is Saigon, acronym: HCMC) is an equatorial city, hot and humid climate, the average temperature is over 26 degrees Celsius. It has been known as the Pearl of the Far East - not only its prosperity but also the harmony of natural beauty. Saigon is rapidly growing and is a romantic city surrounded by the Saigon River, which has many skyscrapers contrast with the old houses and the timeless alleys.

Coming to Ho Chi Minh City's different districts, from well-known boroughs to quaint little suburbs, each with its own distinct character and charm. See, enjoy, and send a message to tell us how Saigon is on you!



ABOUT THIS BOOK

The book consists of 6 chapters, provides you essential information about Ho Chi Minh City such as destinations, cuisine, tour suggestions and other information.

We do not receive any funding for this book, so suggestions about restaurants, eateries, places, and cafes are examined, researched and save them into this book fairly. We choose the most central and convenient suggestions for your trip. Other destinations also have lots of good recommendations. If you can, enjoy!

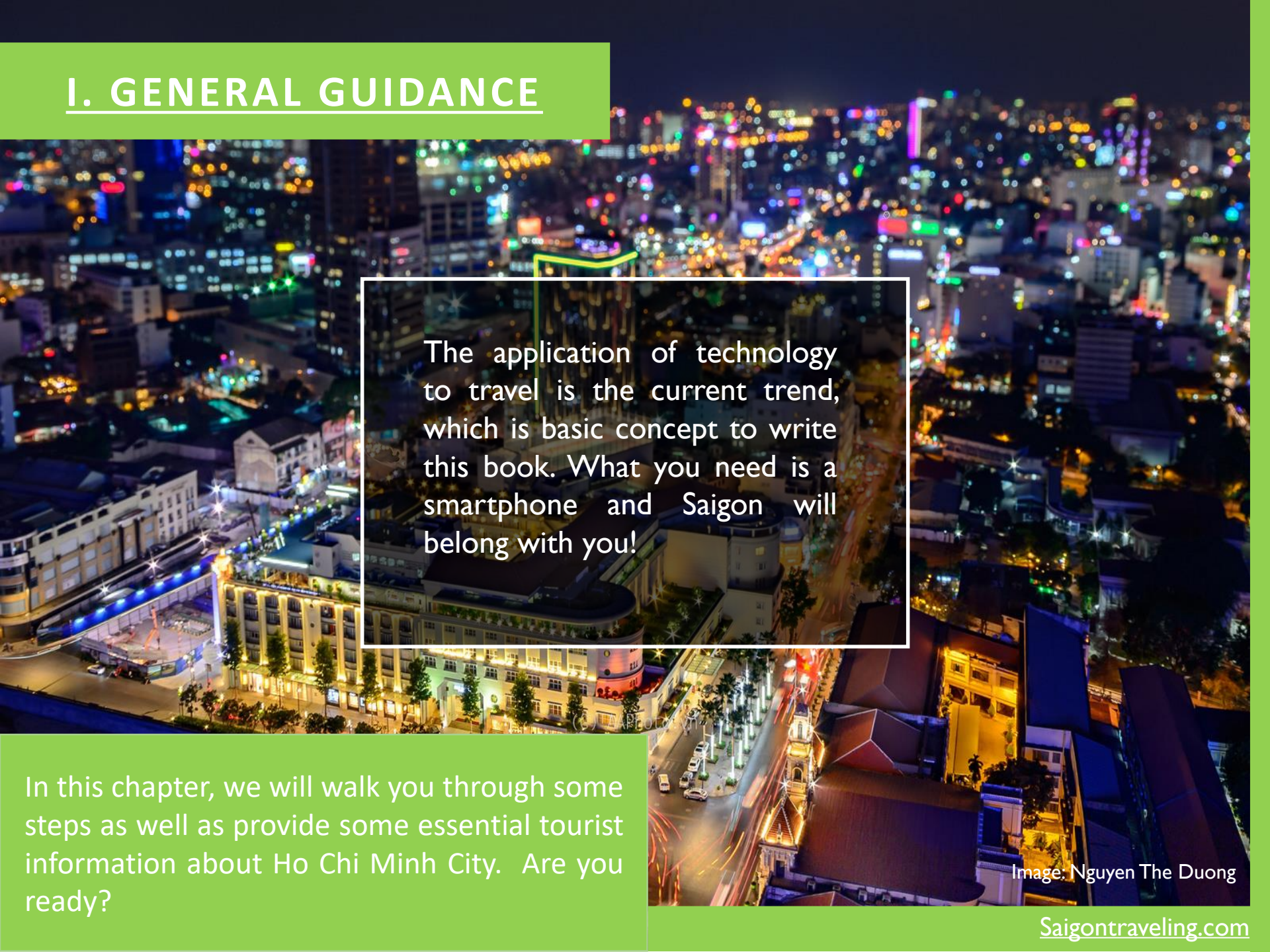
Although we have tried our best, but this is the first edition so it is difficult to avoid mistakes, we hope you will skip and send us a message at the links at the end of the book.

We do not write this book by any standards, we only provide what we found usefully for you. Therefore, some structures and writing standards may not be correct.

WHO ARE WE?

We are students from several universities in Ho Chi Minh City. For spirit and enthusiasm of youth, we expect to bring as much useful information as possible and overview of Ho Chi Minh City to foreign tourists. We are not any travel agency, nor is it a tourism organization, we are just a group of young people passionate about travel. What we do is providing basic information about Ho Chi Minh City to foreign friends as locals. We hope the information in this book will be useful for your trips. Have good trips!

I. GENERAL GUIDANCE

An aerial night photograph of Ho Chi Minh City, Vietnam, showing a dense urban landscape with numerous illuminated buildings and streets. A white rectangular text box is centered over the middle of the image. The background image is a vibrant night scene with various colored lights from buildings and traffic, creating a bokeh effect in the distance. The foreground shows more detailed views of city blocks and a major road with light trails from vehicles.

The application of technology to travel is the current trend, which is basic concept to write this book. What you need is a smartphone and Saigon will belong with you!

In this chapter, we will walk you through some steps as well as provide some essential tourist information about Ho Chi Minh City. Are you ready?

Image: Nguyen The Duong

Saigontraveling.com

1. Currency

The currency used mainly in Vietnam is Vietnam dong (The đồng /dɔŋ/; symbol "đ", code: VND). The Vietnam dong could be exchanged at banks or Tan Son Nhat airport, which has many different denominations ranging from 500 dong to 500,000 dong. Current exchange rate: 1 US dollar (USD) \approx 23,000 dong (VND) (7/2018).

Denominations In Circulation

Some denominations are popularly used
(Images from Wikipedia, for reference only)



Five hundred dong



One thousand dong



Two thousand dong



Five thousand dong



Ten thousand dong



Twenty thousand dong

1. Currency

Denominations In Circulation



Fifty thousand dong



One hundred thousand dong



Two hundred thousand dong



Five hundred thousand dong

Notes

- Five hundred thousand dong is the highest denomination now, it's worth approximately US \$ 22 (based on the exchange rate in 2018).
- The payment is based on the addition and subtraction calculations.
For example: You take the bus fare is 6,000 dong (six thousand dong), you can pay with three sheets of two thousand dong (2000 dong x3) or one sheet of five thousand dong and one sheet of one thousand dong (5000 dong + 1000 dong).
- There are many different ways of payment, based on the principles of arithmetic.
- You have to carefully check the change and limit carrying large cash.

2. Transportation



Bus



Taxi



Others

In Ho Chi Minh City, there are many different types of public transportations such as bus, taxi and Grab. Each one has its own advantages and disadvantages. If you prefer the convenience, you should choose the taxi or Grab. If you would like to explore culture as well as local society with an affordable price, we recommend the bus which is convenient and highly safe for you.

2.1 Bus

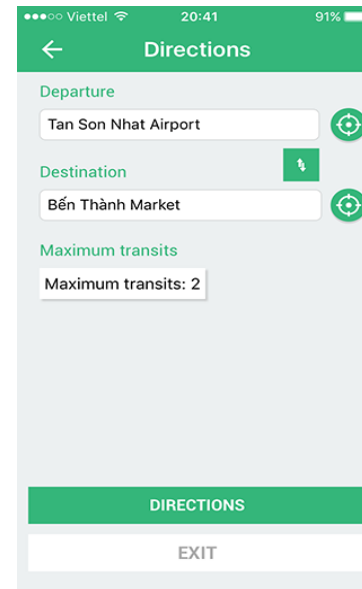


Image: Saigonbus

With an extensive network, bus is a convenient mean of transport. The bus fare is about 6,000 dong depending on bus routes. Before boarding, you need to prepare the change to facilitate the payment, and take it at the bus station.

Take a Bus

- Firstly, you need to select bus route by searching the bus route in Busmap application or the internet.



Busmap application.
You enter departure and destination.

Notes:

- Some locations are written in Vietnamese, you just write not diacritical marks. For example: Bến Thành market, you enter is Ben Thanh market.
 - The yellow bus (109): from Ben Thanh into Tan Son Nhat airport.
- Secondly, you need to go to the bus stop to catch the bus.
 - Thirdly, you need to check the bus (route number and fare).

2.2 Taxi



Image: Vinataxi

Taxi is a handy mean of transportation in Ho Chi Minh City. However, it's quite expensive, averaging about 15,000 dong per kilometer. If you're not so worried about the cost, you should use it because of flexibility. However, we recommend using the bus.

Take a Taxi

- Firstly, you need to choose a taxi firm to go, here is some information about some of the big taxi companies in HCMC:
 - + Vinasun (Hotline: 028.38.27.27.27)
 - + Mai Linh (Hotline: 028.38.38.38.38)
 - + Vinataxi (Hotline: 028.38.111.111)
- Secondly, you can catch a taxi directly on the road or call for the taxi company (hotline above). *You must know your current location (you can see on the panel of the building or google map) before calling, and then you wait about 5 minutes.*

Notes

- Some taxi drivers are not fluent in English, you need to specify the location to go. Or you can point out the place on the map or smartphone.
- You can look up the distance between two locations on a google map to be able to estimate the amount of money that you have to spend.

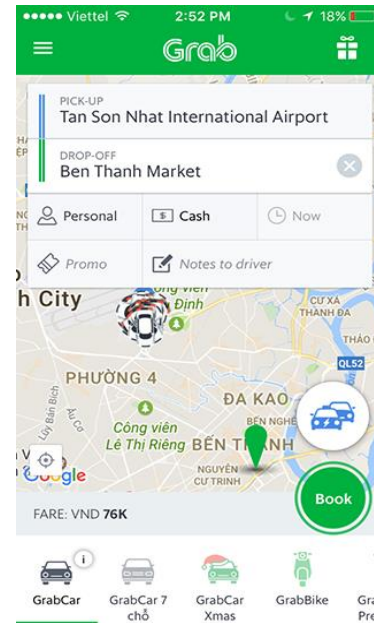
2.3 Others



Image: Grabbike

Here, we will introduce a new transport in Saigon: Grab. It's well to use because of convenience, cheap, safety for new visitors to Vietnam.

Take a Grab



- Firstly, you need to download the Grab application on the smartphone by visiting the website: www.grab.com or direct download on App Store / Google Store.
- Secondly, you need to enter your departure and destination then press book.

Note

- A well point of Grab which you can know the price before booking. So if you wanna move at middle-night, you should use Grab instead of Taxi

3. Telecommunication



Image: Viettel

How to enter Vietnam phone numbers:
The Vietnamese phone code is +84. If you see a number starting with 0 (eg 012345678, that's the domestic phone number), you simply replace 0 with +84 (into +84123456789).

To use mobile services in Vietnam, you have two choices.

- Option 1: You use your SIM (Subscriber Identity Module) and roaming to Vietnam by asking The Mobile network operator (MNO) you are using.
- Option 2: You buy a SIM of Vietnam's MNO:

In Vietnam there are three big MNO are Viettel, Vinaphone and Mobifone. We recommend buy a SIM of three MNO at the airport to get the necessary supports. SIM's price is about 100,000 dong, you can use comfortably for more than one week.

After purchasing the SIM, you should ask employee of this MNO to activate services.

For 3G services, you should register for a day, its price is 7,000 dong, you get 1,2GB to use. You can self-register or ask an employee of the MNO how to register.

4. Internet



- Free wifi available in most of the parks and other public locations.
- Image: Free S-Wifi

There are three main types of Internet networks in Vietnam are Wi-Fi, Mobile Internet and fixed internet.

Wi-Fi

In most cafes, restaurants, hotels, you should ask server to get access to wifi network.

Free Wi-Fi is available in most public locations such as parks, hospitals and airport.

Mobile Internet

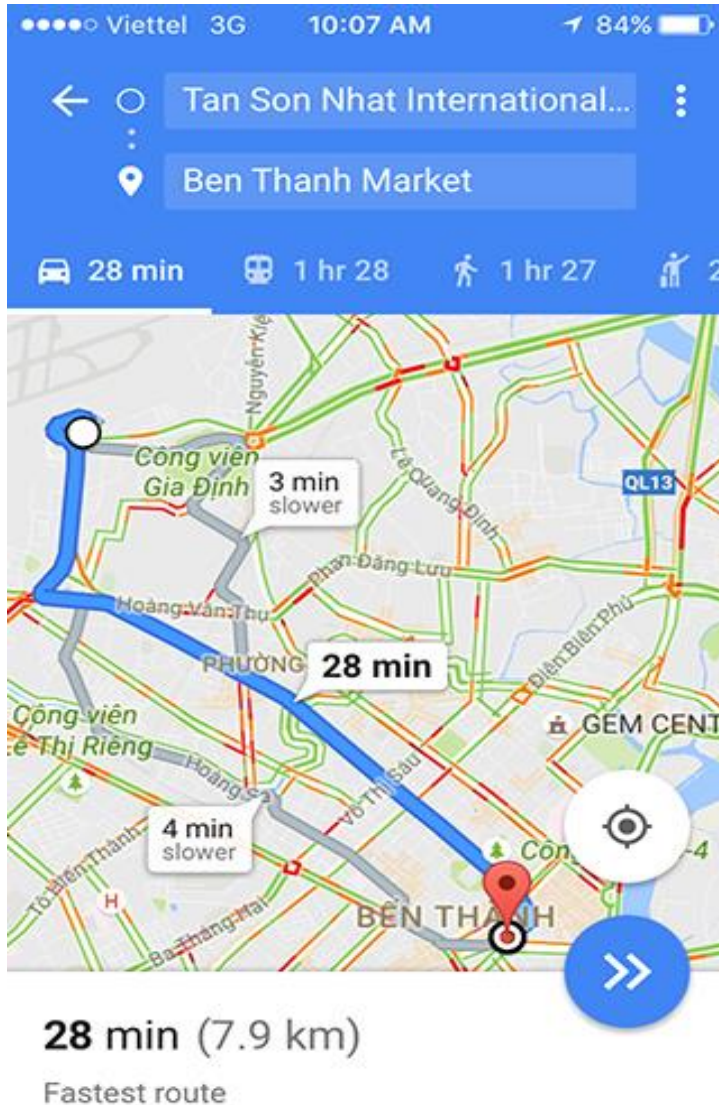
We encourage you to register mobile internet during in Vietnam because of the usability and usefulness.

How to register and choose mobile internet, You can ask an employee when you buying.

Fixed internet

Not handy and flexible, but if necessary, you can access at the internet service shop which you can find along roads.

5. Travel Applications



Google Maps

- Google Maps is an application so popular, we will not guide how to use google maps because perhaps anyone know how to use. Here we will guide you how to enter name of the Vietnamese places into google maps.
- Vietnamese is based on the alphabet and diacritical marks. To enter Google Maps, you need to erase diacritical marks. For example: The Address “18 Nguyễn Huệ, Phường Bến Nghé, Quận 1, Hồ Chí Minh” you just enter “ 18 Nguyen Hue” and choose the first option. For places, just enter the name and select the first option.
- Check your address to avoid confusion between districts because some street’s names are the same.

Other Necessary Applications

- Google Translate: You select your language translation into Vietnamese. This is a popular and necessary application for you.
- Busmap: This is a very useful app to help you take the bus in Ho Chi Minh City.
- Grab: A pretty apps for you to order taxi, mototaxi.
- Some applications for booking: Traveloka, Booking and Tripadvisor.

6. Other Instructions

Streets and house number

- A full address 's usual form: House number – Street name – Ward – District. For example: “18 Nguyễn Huệ, Phường Bến Nghé, Quận 1, Tp HCM”. To be more precise, 18 is the house number, “Nguyễn Huệ” is street name, “Phường” is Ward, “Quận ” is District, “TpHCM” is HCMC. You just enter google maps as 18 Nguyen Hue in “Search Google Maps”
- If you see address in style xx / xx, for example “137/95 Trần Đình Xu” in which: The 137 is the alley number of Tran Dinh Xu Street, 95 is the house number in the alley 137.
- The house number in HCMC is arranged in parity, one side is even while the other side is odd.

Cross the road

Traffic in Ho Chi Minh City is relatively complex, so when crossing the road you must attend and obey traffic signal lights. Some places in which traffic lights are not available, you must pay close attention to crossing the road or cross follow locals.

Traffic

- When entering the traffic, you have to go to the right side of the road and obey the traffic signal.
- When you drive a motorcycle, you must have a driver's license and a helmet.
- You can rent motorbikes and bicycles at Bui Vien Street or visit our website for more information.

6. Other Instructions

Shopping



Img:Vinmart+

Convenience stores are opened all day. Most of these serve meals, drinks, snacks and personal chattels.

In general, the price in Saigon are relatively cheap compared with the average level of the world. However, some cases of sellers selling overpriced compared to provisions tourists, especially foreign tourists. To avoid this, In some places without listing the price as markets, you can ask the price before buying, if the price is not reasonable, you should make a bargain or refuse to buy it.

Markets: You can buy everything which meet all your needs. There are many large markets in HCMC such as Ben Thanh, Binh Tay, Cho Lon and some trade activities at the weekend like Rubik Zoo Market and Hello Weekend.

Supermarkets or shopping malls: The price may be higher than markets a bit, but the quality is better than one. Some famous brands are Vincom, Diamond Plaza and Co.op mart.

Convenience stores: This is a pretty optimal choice for you. There are various convenience stores, located along most streets. Convenience stores like a miniature supermarket, which supplies everything you need. There are many well-known brands such as: 7Eleven, Vinmart+, FamilyMart and Cycle K.

II. DESTINATIONS



Saigon is the largest city in Vietnam, which is a young and dynamic city. While there, you will be immersed in two worlds: modern and ancient. Modernity with high-rise buildings and crowded motorcyclists, antiquity with the centuries-old buildings, timeless alleys and ancient trees.

We encourage you to use Google Maps for your convenience. You can directly enter the name of the destination or address into Google Maps and follow its instructions.

This Chapter we will introduce to you the top 15 destinations in Ho Chi Minh City, sorted by priority. We prefer to destinations in central Saigon, where traffic is convenient and have many visitors.

Image: Nguyen The Duong

Saigontraveling.com

1. Ben Thanh Market



Image: Nguyen The Duong

Overview

Address: Le Loi Street, Ben Thanh Ward, District 1, HCMC.

Ben Thanh Market is a large marketplace in district 1. The market is one of the earliest surviving structures in Saigon and a significant symbol of Ho Chi Minh City, which is popular with tourists seeking local handicrafts, textiles, *ao dai* and souvenirs, as well as local cuisine.

Experiences

There are four main gates at Bến Thành Market:

- Cua Nam (South gate): where trade in goods such as clothing, cloth, and dry food.
 - Cua Bac (North gate): where trade in fruits and fresh foods.
 - Cua Dong (East gate): where trade in cosmetics and confectionery.
 - Cua Tay (West gate): where trade in foods, drinks, and souvenirs.
-
- Price of commodities at Ben Thanh market is quite expensive, you should make a bargain when you buy anything.
 - Estimated time to visit: 1-2 hours.
 - Nearby locations: 23/9 Park (about 100m), Bui Vien street (about 1km).

2. Notre Dame Cathedral



Overview

Address: 01 Cong Xa Paris, Ben Nghe Ward, District 1, HCMC.

- Notre Dame Cathedral is located in the downtown of Ho Chi Minh City, Vietnam. The cathedral was constructed between 1863 and 1880 by French. It has two bell towers, reaching a height of 58 meters (190 feet).

Experiences

- Notre Dame Cathedral area is a lively area in Saigon, in front of the cathedral is 30/4 Park, next to the Saigon Central Post Office and surrounded by modern business centers.
- You should visit the 30/4 Park and enjoy a cup of "bet coffee". Its price is about 12,000 dong. You can also go shopping at Diamond Plaza, drink coffee at Trung Nguyen or Highland and enjoy its view.

3. The Independence Palace



The Independence Palace is a historic spot in Ho Chi Minh City, Vietnam. Within the campus more than 12 hectares, It's a good choice for your trip to discover Vietnam's wars. In addition, the unique architecture and green space promise an interesting trip!

Address: 135 Nam Ky Khoi Nghia Street, District 1, Ho Chi Minh City, Vietnam (central Ho Chi Minh city).

Opening: 7:30am - 11:00am; 1:00 pm - 4:00 pm.

Fare: 40,000 dong.

Experiences

- The Independence Palace is a lively area in Saigon, in front of is the 30/4 Park, near Notre Dame Cathedral, Saigon Central Post Office and Nguyen Van Binh book road so you should take time to explore this area.
- When you go to the Independence Palace, you can follow the guidelines or hire a touristguide or simply follow the indigenous people.
- Estimated time to visit: 2 hours.

4. War Remnants Museum



Address: 28 Vo Van Tan, Ward 6, District 3, Ho Chi Minh City.

Opening: 7:30am – 6:00pm.

Fare: 15,000 dong.

Official Website:
www.baotangchungtichchientranh.vn

Overview

The War Remnants Museum is currently one of the most popular museums in Vietnam, attracting approximately half a million visitors per year. According to the museum's own estimates, about two-thirds of these are foreigners. It contains exhibits relating to the Vietnam War and the first Indochina War involving the French colonialists.

Experiences

- You will discover up and down history in Vietnam wars.
- Estimated time to visit: 2 hours. Don't forget bringing camera to save the best moments.

5. Nguyen Hue Street

Nguyen Hue is a walking avenue in central District 1, Ho Chi Minh City, connecting Headquarters City People's Committee for Bach Dang Pier, Saigon River. Nguyen Hue is a beautiful and modern walking street in Saigon. It is the convergence of street bands, street artists and a large number of indigenous people

Experiences

- Nguyen Hue is a beautiful and modern walking street in Saigon connecting Headquarters City People's Committee for Bach Dang Pier, Saigon River. Estimated time to visit: about 2 hours.
- Here has many street activities of youth. The two sides are high-rise buildings, the famous hotels and café.
- You should go to the Nguyen Hue at night, you'll see what is the best sparkling of Saigon.



6. Bui Vien Street



Overview

Bui Vien is a street in district 1 where many Western tourists choose to stay and relax (most of them are backpackers). The name “Pho Tay” is named by the local resident. This is multinational and multicultural place because not only western tourists but also other locals and foreigners visit here. It has many exciting activities to do and lots of Vietnamese traditional food to try, with affordable price.

Experiences

- Most of the foods are the typical street foods of Saigon, if possible, you should come here once, surely you will not be disappointed! The best time to visit is at night.
- Some other streets were well known as Western Street as Pham Ngu Lao, De Tham.
- You can rent hotel in this place with reasonable prices, the majority of the shops open until midnight or all night.
- Bui Vien walking street will block vehicles at the weekend (7:00 pm - 2:00 am), just for walking, you should come here at this time.

7. Saigon Central Post Office

Address: 02 Cong Xa Paris, Ben Nghe District I, Ho Chi Minh City.

Opening: 8:00am – 7:00pm.

Overview

Saigon Central Post Office is a post office in the downtown Ho Chi Minh City, near Saigon Notre-Dame Basilica, the city's cathedral. The building was constructed when Vietnam was part of French Indochina in the end of 19th century. It's one of the symbols of Ho Chi Minh City.



Experiences

- Saigon Post Office is located in the most vibrant area of Saigon, near Notre Dame Cathedral, The Independence Palace and Nguyen Van Binh book road so you should take time to explore this area.
- Lots of Saigon's specialty produces are sold there, especially is the stamps.
- The best time to visit is in the morning or afternoon, estimated time is about 30 minutes.

8. Thao Cam Vien



Image: Saigon Zoo and Botanical Gardens

Address: 2 Nguyen Binh Khiem Street, Ben Nghe Ward, District I, Ho Chi Minh City.

Opening: 7:00 am - 6:30 pm.

Fare: 50,000 dong (adults); 30,000 (children) and free for children under 1 meter.

Overview

Thao Cam Vien is a large zoo and botanical garden in central of Saigon. Most of the tropical animals, trees and endemic species are living there. It is hard to believe that a modern city has place which is green and feral so!

Experiences

- You should follow the rules here, and avoid teasing the animals, especially wild animals.
- Time to discover all this zoo about half a day, don't forget to bring a camera.
- You should bring water and snacks to make the journey more interesting, you can also take a nap here.

9. Ho Chi Minh City Museum of Fine Arts



Overview

Ho Chi Minh City Museum of Fine Arts was built on an area of 3,514m² in Art-deco style - the architectural style that harmoniously combines the two schools of Asian and European art. The museum includes three-floor buildings which feature Vietnamese art works in sculpture, oil, silk painting and lacquer painting. The traditional styles consist of woodcut painting in the Hàng Trống, Đông Hồ, as well as Vietnamese ceramics and a collection of ancient Buddhist art.

Address: 97 Pho Duc Chinh, Nguyen Thai Binh Ward, District 1, HCMC.

Opening: 9:00am – 4:45pm.

Fare: 30,000 dong

Experiences

- This is one of the largest art centers in Vietnam showcases paintings, sculptures and antiques of high artistic value. You should try to come once.
- Don't touch the pictures and precious items, you will be warned.
- Remember to bring your camera to save those wonderful moments. Estimated time to visit: 2 hours.

10. Dragon Wharf



Overview

Dragon Wharf or Ho Chi Minh Museum is the original commercial port of Saigon. It is located on the Saigon River. On June 5, 1911, Ho Chi Minh (at the time named Nguyen Tat Thanh) departed from the Dragon Wharf on the French ship Admiral Latouche Treville for a 30-year journey around the world. In 1979, the old headquarters building of the commercial port was rebuilt into a memorial park in Ho Chi Minh City. This place holds a lot of artifacts, pictures of Uncle Ho's life and career.

Address: 01 Nguyen Tat Thanh, Ward 12, District 4, Ho Chi Minh City.

Opening: 07:30am – 15:00pm.

Fare: 2,000 dong.

Experiences

- In Dragon Wharf, you can follow the guidelines or hire a guide (about 100,000 dong).
- You are allowed to take pictures but you are not allowed to shoot films here.
- Estimated time to visit: 2 hours.

11. Jade Emperor Pagoda



Overview

Jade Emperor Pagoda is an ancient temple, style of Chinese temples decorated with brilliant vignettes. The pagoda was built of bricks, roofs covered with yin-yang tiles, roof top decoration, roof corners with many colored pottery statues. There are many artworks in the pagoda: altarpieces, statues, altars, pillars. In the afternoon of May 24, US President Barack Obama paid a visit to the Jade Emperor during his official visit to Vietnam.

Address: 73 Mai Thi Luu., Dakao Ward, District I, Ho Chi Minh City.

Experiences

- This is a place of worship, you should wear long pants, dressed neatly, avoid wearing shorts.
- If possible, you should learn how to pray to Buddha, it's will be very interesting.
- You can go to the pagoda at any timse. It's would be great if you come here on a full moon (lunar) because people often come to pray and join many activities there.

12. Cu Chi Tunnels

Overview

The Cu Chi tunnels were the location of several military campaigns during the Vietnam War. That was the revolutionary base of Viet Cong soldiers during combat to supply routes, hospital room, food and weapon caches and living quarters for numerous North Vietnamese fighters.

There are two main locations: Ben Duoc Tunnels and Ben Dinh Tunnels. But you should choose the Ben Duoc tunnels because it's more enjoyable and relatively easy to go.

Address: Cu Chi District, Ho Chi Minh City.

Fares (entrance ticket): 100,000 dong.



Image: Penwar

Experiences

- The way to Cu Chi tunnels is quite hard to go so you should visit with the natives or book a tour of travel agents.
- You spend about a day discovering there and should dress neatly, wear shoes because you have to move a lot, bring water and snacks enough for your journey.
- You should refer to the official website of the tunnel authorities: diadaocuchi.com.vn.

13. Suoi Tien Theme Park

- **Address:** 120 Hanoi Highway, Tan Phu Ward, District 9, HCM.
- **Opening Hours:** Monday to Friday : 08:00 am - 5:30 pm.
Saturday and Sunday : 08:00 am - 5:30 pm. Holidays : 7:00am – 23:00 pm
- **Gate tickets:Adult:** 90,000 dong; Kid: 45,000 dong.
- **The official website:** suoitien.com.



Image: Suoi Tien Theme Park

Experiences

- Suoi Tien is quite large, you should come in the morning, bring cloths to play water games and snacks for outside day.
- Shouldn't carry large amounts of money and valuables.
- You can refer to the Suoi Tien website before to update these information.

Overview

Suoi Tien is an amusement park in District 9, Ho Chi Minh City. The park includes several entertainment areas. The landscape and attractions in the park illustrate Vietnam's history and legends, such as Au Co and Lac Long Quan as well as the Battle of Son Tinh and Thuy Tinh (The Mountain God and The River God). Like Disneyland, it has lots of outdoor activities and level games to choose.

14. Dam Sen Park



- **Address:** 3 Hoa Binh, Ward 3, District 11, Ho Chi Minh.
- **Opening:** 8:00 am - 9:00 pm.
- **Tickets:**

Dam Sen Park: Over 1.4m tall: 180,000 dong (all in one). From 0.8m to 1.4m tall: 90,000 dong (all in one). Under 1m tall: Free of charge.

Dam Sen Water Park: Over 1.4m tall: 150.000 (before 4:00 pm); 130.000 đ (after 4:00 pm). From 0.8m to 1.4m tall: 100.000 đ (before 4:00 pm); 90.000 đ (before 4:00 pm). Under 0.8m and over 60 ages: Free of charge.

Experiences

Dam Sen Cultural Park is an amusement park located in District 11, Ho Chi Minh City, Vietnam. The park has an area of 50 hectares, of which 20% comprises lakes and 60% trees and gardens. Like Suoi Tien, Dam Sen is a large park with lots of adventurous games. Dam Sen includes Dam Sen Water Park and Dam Sen Park.

- Dam Sen Water Park's ticket is not valid to visit Dam Sen Park and vice versa.
- You can refer to the Dam Sen website at damsenpark.com.vn before to update these promotions.
- Dam Sen is so huge that you should come here early to try all activities. Remember to get a map, cloths and snacks for your journey.

15. Can Gio



Image: Can Gio

Overview and Experiences

Can Gio Biosphere Reserve is a wetland located 50km southeast of central Ho Chi Minh City. Can Gio is a wide area, which contains many destinations:

Vam Sat Biosphere Reserve: This is the main area of the Can Gio Biosphere Reserve which has many interesting things. However, the way is relatively difficult and complicated. You can visit the website: www.vamsat.com.vn

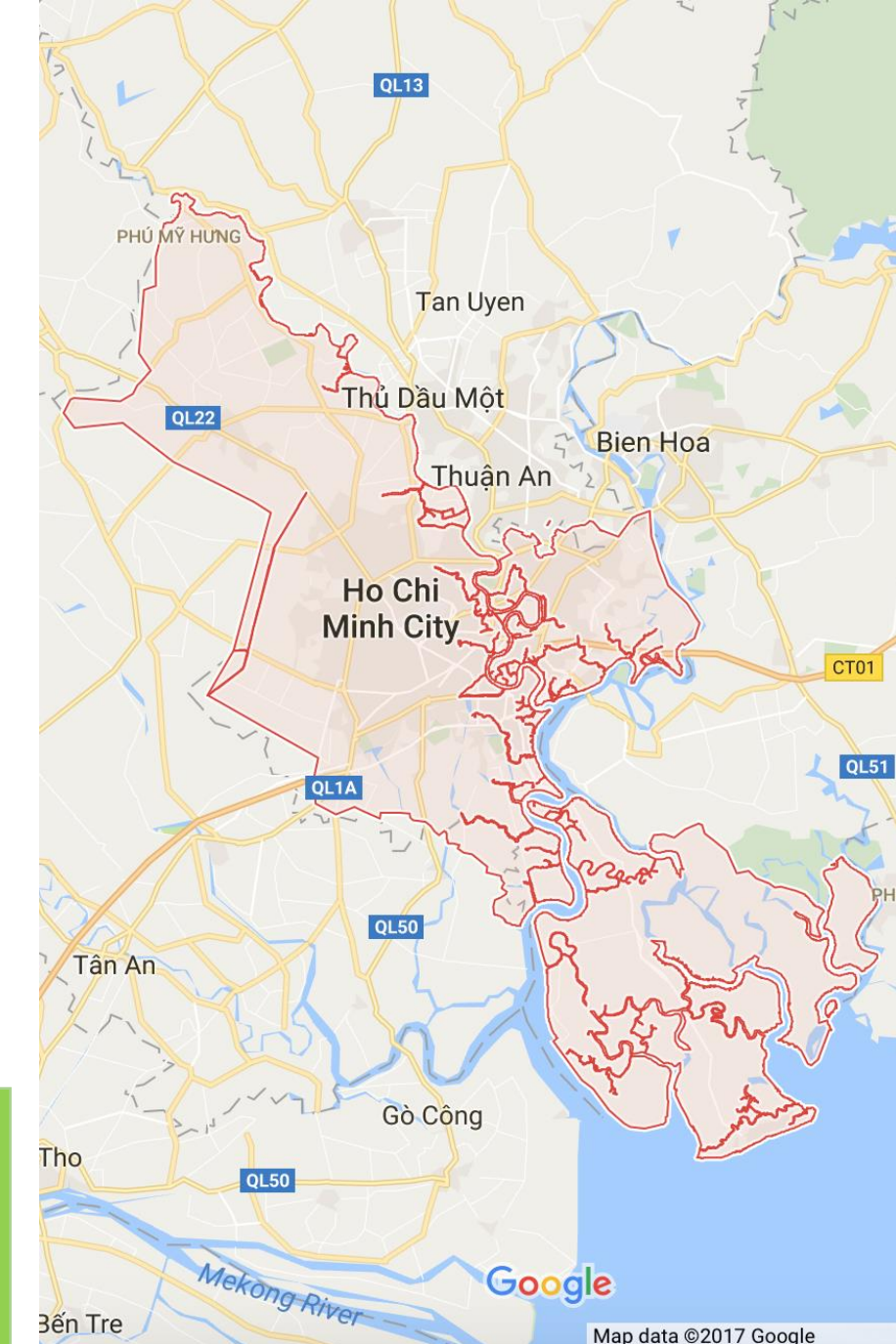
The Can Gio beach (30/4 beach): Perhaps this is the most amazing destination in Can Gio. Can Gio beach features colored sand and water is darker than others by the mangroves, the beach is relatively unspoiled and uncrowded. Along the coast there are many seafood sold at cheap and cheerful prices. Moreover, you can stroll and enjoy the delicious seafood dishes in restaurants there.

III. FOOD & DRINK

Saigon is the crossroads of culinary cultures. From the Oriental cuisine to Western cuisine. If you first visit to Saigon or any part of our country, you may be unfamiliar by using chopsticks, vegetable soups or innumerable kinds of sauces.

This Chapter we will introduce to you the top 12 foods and drinks in Ho Chi Minh City, sorted by priority. Each every kind we have suggested 3 restaurants, which we surveyed, priority in a top-down. We only refer the restaurants in the central Saigon, which convenient to move.

We encourage you to use Google Maps for your convenience. You can directly enter the name of the Restaurant or address into Google Maps and follow its instructions.



1. Banh Mi



Banh Mi (Bread) is made from flour (or possibly rice flour), the same as French baguette but the thinner crust. Bread is a fast and cheap meal in the morning (and evening) for everyone.

Types of fillings include grilled pork, BBQ pork, BBQ chicken, ham pork, pâté, fried eggs, cheese, canned food, even assorted and a little sauce. Accompanying vegetables typically include fresh cucumber slices, cilantro (leaves of the coriander plant) and pickled carrots and white radishes.

1. Banh Mi



Experiences

- In Ho Chi Minh City, sellers often sell Banh Mi by Bread-trolleys or on small roadside shops. The sign of Bread shop is the words "BÁNH MÌ". You should choose the shop in which many natives are eating, it would be better.
- Banh Mi Saigon is a street food. In most restaurants, it's sold in the form of taking away.
- The average price about 10.000 and 20.000 dong. Do not forget to ask the price before buying.

Suggestions

1. Banh Mi Huynh Hoa (2:30pm – 11:00pm)

Address: 26 Le Thi Rieng Street, Ben Thanh Ward, District 1, HCMC.
Price: 36,000 dong.

2. Banh Mi Anh Phan (7:00am - 9:00pm).

Address: 145 Cong Quynh , District 1, HCMC.
Price: 10,000 - 20,000 dong.

3. Banh Mi Chim Chay (5:00pm - 11:00pm).

Address: Thai Binh Market, Pham Ngu Lao, District 1, HCMC.
Price: 10,000 - 20,000 dong.

2. Goi Cuon



Goi cuon (Vietnamese spring roll/ Salad roll) is a street food in HCMC consisting of pork, prawn, vegetables, rice vermicelli and other ingredients wrapped in bánh tráng(Vietnamese rice paper).

Goi Cuon can be served with tương xáo (also known as hoisin sauce), which mixed consists of ground tương, ground peanuts and fresh coconut or other Vietnamese dipping sauces, such as nước chấm, a condiment based on fish sauce.

2. Goi Cuon



Image: Wrap and Roll

Experiences

- You can find a Goi cuon shop on lots of streets, markets and restaurants. You can eat in or take away.
- The average price about 10.000 and 20.000dong/roll. Do not forget to ask the price before buying

Suggestions

1. Restaurant Wrap and Roll (10:00 am - 10:00 pm)

Address: 62 Hai Ba Trung Street, District 1, Ho Chi Minh City.

Price: 60,000 dong/dish.

Website: wrap-roll.com

2. Restaurant system Pho Ong Hung (6:00 am - 10:00 pm)

Address: 207 Phạm Ngũ Lão Street, District 1, Ho Chi Minh City, VietNam / 18 Nguyen Thi Minh Khai Street, Da Kao Ward, District 1, Ho Chi Minh City, VietNam.

Price: 21,000 dong/2 roll.

Website: phoonghung.vn

3. Com Tam



Cơm tấm (made from broken rice) is a popular dish in Sai Gon - Cơm tấm Sài Gòn (Saigon-style broken rice). Its main materials is cooked rice (fractured rice grains) and other savoury dishes.

A rice unit has grilled pork (either ribs or shredded) plus “bì” (pork skin are cooked and sliced) and Vietnamese sausages. It's served with vegetable, cucumber and tomato, attached to a small bowl of fish sauce and a small bowl of soup broth (canh). At the present, Cơm tấm shops/restaurants have more savoury dishes to choose.

3. Com Tam



Image: Com Tam Cali

Experiences

- Cơm tấm is the qualified dish for breakfast, because it makes you not to feel hungry fast. You can also try it for your lunch and dinner.
- From street shops to restaurants, you can eat in or take away.
- Its sign is words "Cơm Tấm", you should choose the shop has many natives are eating.
- The popular price: 25.000-60.000VND

Suggestions

1. **Restaurant Com Tam Cali** (06:30 am - 11:00 pm)

Address: 236 Le Thanh Ton, Ben Thanh, District I, HCMC

Price: 60,000 - 85,000 dong.

2. **Com Tam Moc** (7:00am - 9:00pm).

Address: 85 Ly Tu Trong, Ben Thanh, District I, HCMC.

Price: 45,000 - 65,000 dong.

3. **Com Tam 86** (6:00pm - 00:00pm).

Address: 151 Co Giang, Co Giang Ward, District I, HCMC.

Price: 35,000 - 55,000 dong.

4. Hu Tieu



Hu tieu, a local dish of South, Vietnam. Hủ tiếu Nam Vang, hủ tiếu Sa Đéc, hủ tiếu Mỹ Tho are most famous kinds here. It's a Vietnamese noodle soup consisting of broth, rice noodles, a few herbs, meat, eggs and shrimp. It's typically served with lots of greens, vegetables, and various other accompaniments such as chili peppers, lemon, bean sprouts. You can use with chili sauce and soy sauce. Have 2 types: dried noodles and noodles soup.

4. Hu Tieu



Image: Adayroi

Experiences

- Hu Tieu is the specialty of Vietnam cuisine, it is present anywhere in Ho Chi Minh City. Its sign is the words "Hủ tiếu".
- You should choose the restaurants in which many natives are eating, it would be better.
- Its price is also affordable ranging from 30,000 - 60,000 dong each bowl.

Suggestions

1. **Hu Tieu Quynh** (All day)

Address: A65 Nguyen Trai St., Nguyen Cu Trinh Ward, District I, HCMC

Price: 69,000 - 80,000 dong.

2. **Hu Tieu Thanh Xuan** (6:30am - 7:30pm).

Address: 62 Ton That Thiep, Ben Nghe Ward, District I, HCMC

Price: 30,000 - 60,000 dong.

3. **Hu Tieu Chu Tu Gia** (7:00am - 9:00pm).

Address: 217B Pham Viet Chanh, Nguyen Cu Trinh Ward, District I, HCMC.

Price: 35,000 - 45,000 dong.

5. Lau



Hot pot, also known as steamboat, is a variety of East Asian food and so popular in Vietnam. It's prepared with a simmering pot at the dining table and some stocks. While the hot pot is kept simmering, ingredients are placed into the pot and cooked at the table. Typical hot pot dishes include thinly sliced meat, leaf vegetables, mushrooms, egg dumplings, tofu, and seafood. The cooked food is usually eaten with a dipping sauce.

5. Lau



Image: Ngo Restaurant

Experiences

Some kinds of hot pot: Lẩu hải sản (seafood hotpot), Lẩu Cá kèo (Fish hotpot), Lẩu dê (goat hotpot). You can find reviews on internet for your favorite hotpot and the best restaurant.

Its price is also affordable from 80,000 - 200,000 dong depending on the number of users.

Suggestions

1. Ngo Restaurant (10:00am - 10:00 pm)

Address: Floor B3, Vincom Center, 72 Le Thanh Ton, Ben Nghe Ward, District 1, HCMC

Price: 100,000 - 300,000 dong.

2. Lau Bo Quang Khai (3:00pm – 2:00am).

Address: 60 Ho Hao Hon, Co Giang Ward, District 1, HCMC.


Price: 150,000 dong.

3. Pho Lau Tu Tri (10:00am – 0:0am).

Address: 01 Nam Quoc Cang, Pham Ngu Lao Ward, District 1, HCMC.

Price: 159,000dong.

6. Banh Trang Tron



Bánh tráng trộn is one of the most popular street food in Saigon. It is like a salad with the main ingredients are thin rice papers and some stocks: dried shrimp, dried squid, eggs, mango, coriander, ... spicy, sweet, salty and sour make a very special taste and attract plenty of youth. At the present, this street food is mixed by many ways such as: Bánh tráng trộn and bánh tráng cuộn.

6. Banh Trang Tron



Experiences

- Banh Trang Tron is sold everywhere, usually trolleys on street and specially, in amusement parks.
- The popular price: 15.000-25.000VND

Suggestions

1. **Ngo Restaurant** (10:00am - 10:00 pm)

Address: Floor B3, Vincom Center, 72 Le Thanh Ton, Ben Nghe Ward, District 1, HCMC

Price: 75,000 dong.

2. **Banh Trang Tron & Fruit**(10:0am – 10:00pm).

Address: 106 Ham Nghi Street, Ben Nghe Ward, District 1, HCMC

Price: 15,000 – 20,000 dong.

3. **Banh Trang Tron** (10:00am – 10:0pm).

Address: 3 Nguyen Thai Hoc, Cau Ong Lanh Ward, District 1, HCMC

Price: 15,000dong.

7. Xoi



Xôi /soj/(sticky rice) is a popular and fast food in the morning of Vietnamese. It looks like cooked rice but softer and perfumed. Sticky rice is made from glutinous rice and eaten with other ingredients. Have 2 types to choose:

- Sweet (ngọt) sticky rice: made with corn, coconut, kinds of soy and some of other fruits.
- Savory (mặn) sticky rice: made with Chinese sausage, chicken, meat or eggs, tomato sauce, soy sause or fish sauce.

7. Xoi



Experiences

- Xôi is the qualified food, you can enjoy it as a breakfast because it makes you not to feel hungry fast.
- It's one of the kinds of street food, most restaurants sell it to take away.
- It's sold on many street, you look on the sign that shows the words "Xôi"/"Xôi mặn"/"Xôi ngọt"- that's sticky rice shop. Typically, some shops sell both Bánh Mì and Xôi.
- Note, You should choose the restaurants which have many natives are eating, it would be better.

Suggestions

1. **Xoi Che Bui Thi Xuan** (6:30am - 6:00 pm)

Address: 111 Bui Thi Xuan, Pham Ngu Lao Ward, District I, HCMC.

Price: 25,000 dong.

2. **Xoi Ga Ut Map** (7:00am – 9:00pm).

Address: 19 Nguyen Trung Truc, Ben Thanh Ward, District I, HCMC.


Price: 15,000 – 55,000 dong.

3. **Xoi Ga Number 1** (10:00am – 10:0pm)

Address: 21 Nguyen Trung Truc, Ben Thanh, District I, HCMC.

Price: 10,000 – 35,000dong.

8. Café Sua Da



Vietnam is a national leader in coffee exports, so long time ago, drinking coffee has become a part of our culture. Saigon people (Saigoner) often enjoy coffee in the morning at roadside coffee shops after having breakfast. There are two main kinds: "ca phe sua da" (iced milk coffee) and "ca phe den" (black coffee). Ca phe sua da is made with finely ground Vietnamese-grown dark roast coffee individually brewed with a small metal French drip filter (cà phê phin) into a cup containing about a quarter to a half as much sweetened condensed milk, stirred and poured over ice. Besides, sipping a cup of coffee at the street coffee shops as well as the culture of "cà phê bột" in the parks are daily habits in Saigon. It's so fascinating to enjoy the coffee with the airy space and chatting with friends.

8. Café Sua Da



Experiences

- In HCMC, cafe shops are everywhere. You should try at a local cafe shop, the price is just about 15 000 Dong.
- Saigon people often drink coffee accompanied by Tra Da (ice tea), and it's free at most cafes.
- Most cafes have Wifi, you can ask the server for the password.

Suggestions

1. **Café Ut Lanh** (8:00am - 10:00 pm)
Address: 283/37 Pham Ngu Lao Street,
Nguyen Thai Binh Ward, District 1,
HCMC.
Price: 45,000 dong.

2. **Trung Nguyen Lengend** (7:00am – 10:00pm).
Address: 07 Nguyen Van Chiem, Ben Nghe Ward, District 1, HCMC.
Price: 35,000 – 85,000 dong.

3. **Phúc Long Coffee** (10:00am – 10:30pm)
Address: 39 Nguyen Hue St., Ben Nghe Ward, District 1, Ho Chi Minh City
Price: 28,000 dong.

9. Banh Xeo



Banh Xeo (sizzling cake) which is made from rice flour the rice water, turmeric powder, stuffed with slivers of fatty pork, shrimp, diced green onion, and bean sprouts. This mixture is poured into the hot skillet and make a big loud "xeoooo"- this is origin of the name. Banh Xeo is a typical dish of Vietnam, made mainly from rice flour. Depending on the regions, It has many different ways of processing, but the most popular is the Banh Xeo Mien Tay (Mekong Delta People's Banh Xeo). It is typically served with lots of greens, herbs, including broccoli, lettuce, basil into banh trang (vietnamese rice paper). Sauce is made from fish sauce and added some spices such as lemon and sugar.

9. Banh Xeo



Image: Ngo Restaurant

Experiences

- Saigon people usually eat Banh Xeo by hand, roll a little Banh Xeo with a few vegetables, dip into the sauce and enjoy. Due to the rather big cake, you can split a cake into 5 -10 rolls.
- You look on the sign that shows the words "Bánh Xèo" that's Banh Xeo restaurant, it would be better. You can enjoy it as a main meal.

Suggestions

1. Ngo Restaurant (10:00am - 10:00 pm)

Address: Floor B3, Vincom Center, 72 Le Thanh Ton, Ben Nghe Ward, District I, HCMC.

Price: 85,000 dong.

21. Restaurant system An La Ghien (10:00am – 10:00pm)

Address: 74 Suong Nguyet Anh, Ben Thanh, District I, HCMC.

Price: 50,000 - 100,000 dong..

3. Banh Xeo Muoi Xiem (10:00am - 10:00 pm)

Address: 204 Nguyen Trai Street, Pham Ngu Lao Ward, District I, HCMC.

Price: 50,000 - 110,000 dong.

10. Bun Mam



Bún mắm is a specific dish of the Southwest Vietnam and popular in Saigon. It has simple cooked process: noodles, fish sauce and some meat, seafood and vegetable together. Sauce is made from fish which is cooked, then filtered with clean water, add a little sugar, lemon. Then to increase the flavor, add fish, shrimp, cuttle and roast pork. Vegetable which attach “bún mắm miền Tây” is speciality in Southwest.

10. Bun Mam



Suggestions

1. Bun Mam Co Thuy (7:00am - 9:00 pm)

Address: 63 Co Giang, Cau Ong Lanh Ward, District I, HCMC.

Price: 44,000 dong.

21. Bun Mam Ben Thanh Market (6:00am – 7:00pm)

Address: Ben Thanh Market (22 Phan Boi Chau, Ben Thanh Ward, District I, HCMC.)

.Price: 77,000 dong..

3. Co Mao (6:00am - 1:00 pm)


Address: Ben Thanh Market (store number 1020)

Price: 75,000 dong.

Experiences

- This is a quality dish, you can take it in all meal in day. You should learn how to use chopsticks.
- The characteristic of Bun Mam is to consume with raw vegetables, maybe you will try the vegetables you have not seen, but do not hesitate, let's try it.

11. Che



Che is a typical dessert of Vietnam. Depending on the type that Che has different materials and processing, most are made from beans, rice, glutinous rice, grains, fruits and bulbs. Some popular types are: Che Thap Cam (mixed Che), Che Dau (Made from bean), Che Bui (made from pomelo peel), Che Thai (Thai Style), Che Chuoi (made from banana) and Sam Bo Luong (made from tubers, fruits).

11. Che



Experiences

- Che is a popular street food in Saigon, like coffee, Saigon people often enjoy a glass of Che after lunch or for the afternoon together. Specially, the weather is so hot.
- You can choose: “chè nóng” (hot) or “chè đá” (with ice).
- Che is often sweet or very sweet, which is the favorite taste of the Saigon people.
- The popular price: 8.000-20.000VND.

Suggestions

1. Xoi Che Bui Thi Xuan (7:00am - 10:00 pm)

Address: 111 Bui Thi Xuan, Pham Ngu Lao Ward, District 1, HCMC.

Price: 15,000 - 25,000 dong.

21. Be Che (7:30am – 4:30pm)

Address: Ben Thanh Market (west door, store number: 1154).

Price: 17,000 -39,000 dong..

3. Chè Cô Giang (5:00pm - 10:30 pm)

Address: 85Co Giang, Cau Ong Lanh Ward, District 1, HCMC.

Price: 10,000 - 15,000 dong.

12. Seafood



Seafood is a great source of Vietnam - a country has a long coastline. In Sai Gon, it is a favorite food, special is shellfish. Seafood & shellfish have various types to choose and cooked by lots of methods such as grill, steam, fry with some vegetation, coconut and noodle, add some of the aromatic spices in the cooking process to make the tasty dishes.

12. Seafood



Suggestions

1. Oc Ken Sai Gon (7:00am - 10:00 pm)

Address: 158 Ky Con, Nguyen Thai Binh Ward, District I, HCMC.

Price: 60,000 - 110,000 dong.

2. Oc Dao (4:30pm – 11:30pm)

Address: 132 Nguyen Thai Hoc Street, Pham Ngu Lao Ward, District I, HCMC.

Price: 50,000 - 112,000 dong..

3. Hai San Tu Do (8:00pm - 10:00 pm)

Address: 58 Ho Hao Hon, Co Giang Ward, District I, HCMC.

Price: 100,000 - 440,000 dong.

Experiences

- Shellfish is one of the famous street food of Saigon, if you have a chance to try once.
- Some types of snails need to be removed from the shell (extract with a thorn).
- Enjoy them with a few beers.

IV. TOUR SUGGESTIONS

Whether you're a nature lover, culture buff or thrill-seeker, Ho Chi Minh City has a wide selection of memorable leisure options, all within easy reach.

We write this book with the desire to bring you the best experience in Ho Chi Minh City and avoid the unreasonable things. It's great if you can discover Saigon in your own way. So we hope that the trip list below will support you make a plan for yourself.

In this chapter, we will introduce to you five tours that we have surveyed. You can self-discover by following the instructions without booking of any travel agency.

1. Ben Thanh - Notre Dame Cathedral Area

Overview

Kind: Walking Tour.

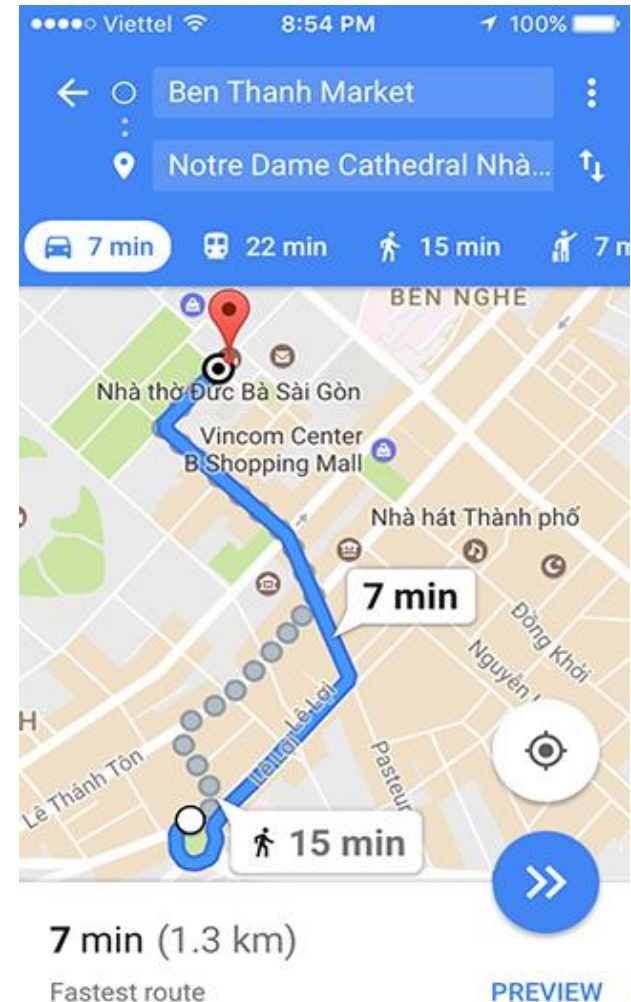
Estimated time: 5 – 6 hours.

Ben Thanh Market and Notre Dame Cathedral are located in the central area, busy and most poetic of Ho Chi Minh City. This is the two destinations you can not miss when coming to Saigon. You should review these two destinations in chapter 2.

How To Go

From Ben Thanh Market to Notre Dame Cathedral is about 1 km, you should use google maps to get there easier.

- In departure you enter: "Ben Thanh Market".
- In destination you enter: "Notre dame cathedral".
- Then click on "Start" and follow the instructions.



1. Ben Thanh - Notre Dame Cathedral Area

What To Do

1. Visit Ben Thanh Market and enjoy some food.



Here, you can try Vietnamese food in food court. You will spend about 50,000 dong for a dish. You can also buy other things that you like, depending on your financial capabilities, but we suggest you should just enjoy the food here. Estimated cost: 50,000 - 100,000 dong. (The estimated cost is estimated by our self, depending on your financial abilities that you can spend more or less). Estimated time: 2hours.

2. Walk to Notre Dame Cathedral.

Walk slowly and enjoy the rhythm of life around, a huge number of great things is waiting for you. Then, you can go to the roadside shops if you like. Don't forget to ask the price before buying.

3. At Notre Dame Cathedral

You should take a walk around the Notre Dame Cathedral to discover architecture and religion culture. It takes about 30 minutes.

3. Go to Central Post Office

Next to it is the Central Post Office, two of which are over a hundred years old with a unique architectural style.

You should spend 30 minutes here to visit and buy some things you like.

1. Ben Thanh - Notre Dame Cathedral Area

What To Do

4. Visit the Independent Palace.

The Independence Palace is about 100 meters from the Notre Dame Cathedral, you should come here, its entrance fee is 40,000 dong. And you will spend about 2 hours here.

5. Other activities

Opposite Notre Dame Cathedral is the 30/4 park, you should stop here and enjoy a cup of “cà phê bột”, its price is only 15,000 dong, as well as some street food. Don't forget to ask the price before buying. The Diamond Plaza shopping mall is next to it, you can visit and go shopping here.

Remember to visit street food vendors on Nguyen Van Chiem Street. It is next to the Cathedral. Most street foods are sold here. You should note the opening hours: 6am – 9am and 11am – 2pm.

Experiences

- Estimated cost: 100,000 - 200,000 dong (The estimated cost is estimated by our self, including costs dining and shopping).
- The area is very modern and focuses most of the big brands. Depending on your interests and your financial ability to get the best selection.
- The area is bustling traffic, you should be careful when crossing the road, if possible, don't rather afraid if need a help of natives
- You should bring water and bring shoes for convenient movement.

2. Street Food Tour

Overview

Kind: Walking Tour.

Estimated time: 4 – 5 hours.

Saigon has been famous for a long time, as a street food paradise. No matter where you go, from alleys to main roads you will see counters or small shops selling street food. Enjoy some street food, sip a beer, watch Saigon at night, and maybe you will start to love this place!

Preparing

- **Money:** About 300,000- 500,000 dong.
- **Smartphone:** Installed Google Maps.
- Some identification papers.

What To Do



I. Walking on Bui Vien Street

- Bui Vien is a famous walking street in District I, it's dubbed the place of foreigners and street food paradise of Saigon.
- Along the roadsides are restaurants, cafes and bars, you should choose restaurants which have indigenous people or visitors.
- You should enjoy a glass of beer here and try some street food, it takes about 50,000 dong for a dish.
- Expected time: 2 hours.

2. Street Food Tour

What To Do

2. Visit the underground trade center.

- From Bui Vien, you turn to Do Quang Dau Street, then turn right to Pham Ngu Lao Street and into the 23/9 Park, you will see the underground trade center.
- This is a modern shopping mall that includes cuisines and shopping area, where have most of the dishes featured in Saigon are listed in Chapter 3.
- You could take 2-3 hours here and spend about 200,000VND.



Experiences

- You should take this tour at night (suggestions from 6pm)
- Estimated cost: 100,000 - 300,000 dong (The estimated cost is estimated by our self, including costs dining and shopping).
- If you have time, you should go to other streets like: Phạm Ngu Lao and De Tham.
- Most of the shops here have a menu listing prices, you should consider before ordering.
- Bui Vien walking street will block vehicle on weekends (7:00 pm - 2:00 am), just for walking, you should come here at this time.
- You can buy a few souvenirs in Bui Vien, in general the price here is quite cheap.
- Don't forget to use google maps for your convenience.

3. Museum Tour

Do you know? Ho Chi Minh is a city with many museums, and it is not enough if you come to Saigon without visiting museums. Each museum has its own characteristics, reproducing the heroic past of the times. On this tour, we will guide you to visit the three most famous museums here.

What To Do

1. Visit the Independence Palace.

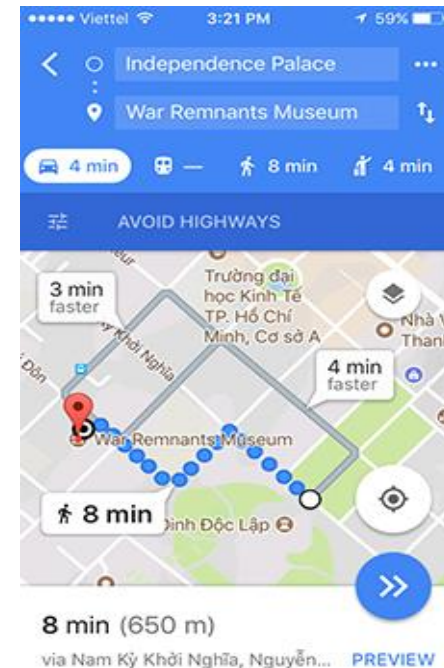
Independence is one of the first places to visit in Saigon, because of the unique architecture as well as its history.



You should go to The Independence Palace in the morning after breakfast and buy tickets at the gate, fare is 40,000 dong. And it takes about 2 hours.

2. Walking to the War Remnants Museum.

From the Independence Palace to War Remnants Museum is about 700m, you should walk there as directed by Google Maps.



You can review the War Remnants Museum in chapter 2.

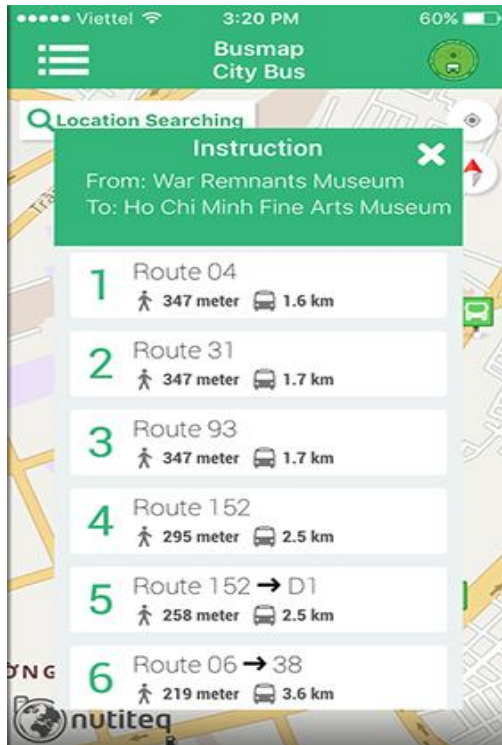
You will spend about 1-2 hours here; the fare is 15,000 dong.

3. Museum Tour

What To Do

3. Visit Ho Chi Minh City Museum of Fine Arts.

From War Remnants Museum to Ho Chi Minh City Museum of Fine Arts is about 2km, you should go to there by bus and use the bus map application.



- In departure you enter: "War Remnants Museum".
- In destination you enter: "Ho Chi Minh City Museum of Fine Arts".
- You select route 04, 31 or 93 then press the direction, bus fare is 6,000 dong.
- You can go there by Grab / uber or taxi, fare about 30,000 dong.

Experiences

- Total estimated tour time is: 5-6 hours.
- The estimated spend amount is less than 100,000 dong.
- You should bring water and some snacks.
- You can review these museums in Chapter 2.
- Dress neatly and remember to wear shoes because you will have to move a lot.

4. Bike Tour

Ho Chi Minh City is a young and dynamic city, besides the cramped inner city area, Saigon is also known for its romantic countryside in the suburbs. And here, we will guide you to enjoy an authentic Saigon by bike.

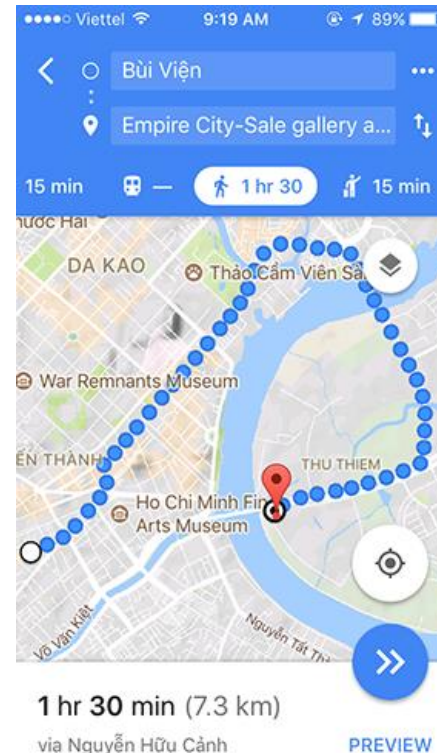
Preparing

- **A bike:** You can rent it at Bui Vien or through our website: Wikivitri.com/
- **Water:** You can buy in convenience stores (price is 5,000 dong a 500ml bottle).
- **Smartphone:** Installed Google Maps.
- **Money:** About 200,000 dong.

Route

1. Discover Saigon River, the most romantic place in Saigon.

Starting from Bui Vien, go to Nguyen Huu Canh Boulevard, cross the Thu Them Bridge, run through the new urban area along Mai Chi Tho Boulevard to the bank of Saigon River.



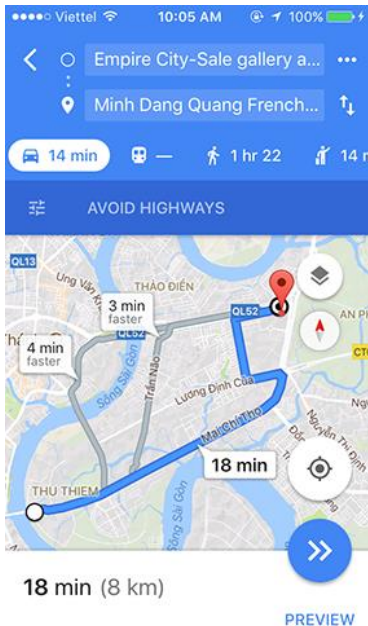
- In departure you enter: "Bui Vien".
- In destination you enter: "Empire City".
- Then you go under the directions.
- Note, Thu Thiem tunnel does not allow bicycle traffic, so you have to cross Thu Thiem bridge by choosing pedestrian instructions.
- It will take about 2 hours for this route.

4. Bike Tour

Route

2. Running along Mai Chi Tho Avenue

Mai Chi Tho Boulevard is one of the most beautiful boulevards in HCMC. You can drive around the villa areas and see the future city of Southeast Asia. Then drive to Minh Dang French Institute (Pagoda).



- In departure you enter: "Empire City".
- In destination you enter: "Minh Dang Quang French Institute".
- Then you go under the directions.
- It will take about 1 hours for this route.

3. Visit Minh Dang French Institute.

Minh Dang Quang is one of the largest French Institute (Pagoda) in HCMC. You will take about an hour to visit this place (You will not be charged here).

Then you return to Bui Vien and enjoy some food here then take a break and return the bike.



A Corner of Minh Dang Quang French Institute, Image: Le Thanh Son

Experiences

- Expected time is half a day, you should go early in the morning after breakfast. You can go one day and take a nap at the Pagoda (free) and go vegetarian here.
- The traffic in HCMC is quite complex and tangled, you should obey traffic signals, pay close attention and be careful when crossing the road.

5. River Tour

The city of Ho Chi Minh City is covered by the Saigon River, which makes the scenery extremely beautiful. It would be great to see the city on a boat, sip a beer and some local food.

How To Go

Firstly, you have to go to Bach Dang pier by searching on google maps the phrase "Bach Dang Pier" and choose directions. Here, you can cruise the Saigon river by cruise boat, there are many types of cruise boats, the majority operating from 6:30 pm - 10:00 pm. You can have dinner on boat and enjoy the whole Saigon.

Options

You should come in at 6:00 pm because there are many ships to choose from.

1. Saigon Boat Restaurant (Tau Sai Gon)

Mostly is cuisine (Buffet). Price: 200,000 – 500,000dong, You buy tickets directly on the boat (You board the boat with the word "Tàu Sài Gòn")



Image: Tau Sai Gon

2. Tau Ben Nghe

Similar to Saigon, the fare is 35,000 (entrance ticket only). You will spend about 200 dong for food and drink. Official website: taubennghe.vn

3. Saigon Boat

- Mainly river cruises. Tour price is about \$ 3 -150.
- You should refer to the official website: www.saiگونboatcompany.com

V. OTHER SUGGESTIONS

In this chapter, We will suggest as well as give you some other necessary information. Let's discover Saigon in your own way, don't forget we are always with you.

1. Hospitals and Pharmacies

The emergency number is +8428115, you can call when it is really needed. There are a lot of pharmacies in Ho Chi Minh City, you just walk along the street and look at the sign "Nhà Thuốc Tây" or "Nhà Thuốc" that is the pharmacy.

Pharmacies

When you have some common illnesses like abdominal pain, headache, and diarrhea, you should go to the pharmacy. Medicine price below 50,000 dong.

Some major hospitals

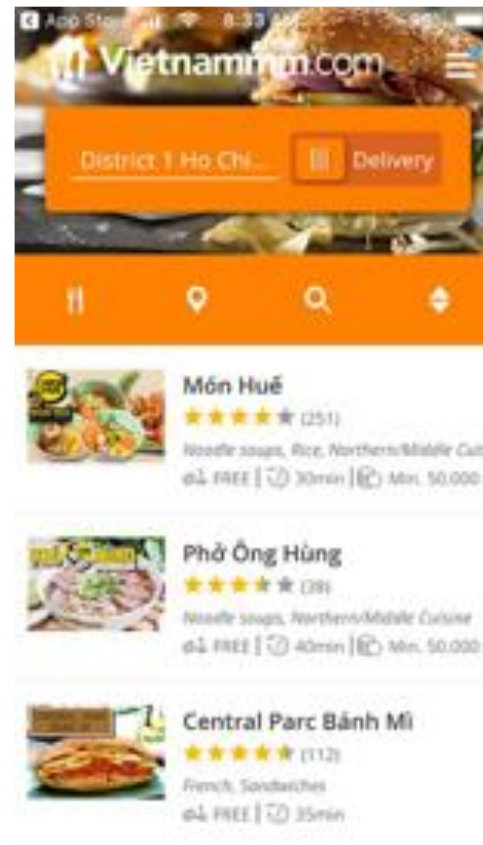
- Cho Ray Hospital: specializes in emergency traffic accidents or labor and other serious diseases. Address: 201B Nguyen Chi Thanh, Ward 12, District 5, Ho Chi Minh City. Phone Number: +84 28 3955 9856.
- Franco - Vietnamese Hospital (Clinic): Address: Floor 3, Bitexco Financial Tower, 2 Hai Trieu, District 1, HCMC. Phone number: +84 28 6290 6167.
- Medical & Pharmaceutical University Hospital: Address: 215 Hong Bang, Ward 11, District 5, HCMC. Phone number: +84 28 3855 4269.
- Saigon General Hospital: Address: 125-127 Le Loi, Ben Thanh Ward, District 1, HCMC. Phone number: +84 28 3829 1711.
- Ho Chi Minh City Stomatological Hospital. Address: 263-265 Tran Hung Dao, Co Giang Ward, District 1, Ho Chi Minh City. Phone number: +84 28 3836 0191.

2. Hotels and Restaurants

Speaking of accommodation in Ho Chi Minh City, there are many levels for you, from a splendid hotel on the banks of the Saigon River to a comfortable bed at a boutique hostel, there's always a place just for you. You should book in advance via [Booking.com](https://www.booking.com) or this [site](#) for a discounted rate.

Restaurants

You can refer back to Food and Drink chapter, we will introduce to you Vietnammm.com - the application for ordering food mainly for foreigners.



With this app, you can view restaurants reviews, reservations and order delivery.

You should preview the prices of the restaurants here.

Experience: Choose restaurants that are highly rated.

3. Travel and Travel Agent

Ho Chi Minh City has an airport is the Tan Son Nhat airport, a train station to go to lots of provinces and two big coach station are the Eastern coach station (go to the eastern and northern provinces) and the Western coach station (go to Mekong Delta).

There are three big airlines in Vietnam are Vietnam Airlines, Vietjet Air and Jetstar Pacific.

- Vietnam Airlines: Has relatively high price but quality better. Official website: vietnamairlines.com.
- Vietjet Air: Is a dynamic and youthful airline, fare price is also very reasonable. Official website: vietjetair.com.
- Jetstar Pacific: Is a prestigious airlines and prices are very reasonable. Official website: jetstar.com.



- You can buy tickets on the website: www.dsvn.vn. (Vietnam railway company).
- Address train station: 01 Nguyen Thong Street, Ward 9, District 3, HCMC.
- Address Eastern coach station (Ben Xe Mien Dong): 292 Dinh Bo Linh Street, Ward 26, Binh Thanh District, HCMC.
- Address Western coach station: 395 Kinh Duong Vuong, An Lac Ward, Binh Tan District, HCMC.

Travel Agent

Some famous travel companies in HCMC:

- **Saigontourist:** Address: 23 Le Loi, Ben Nghe Ward, District 1, HCMC. Official website: saigontourist.net. Phone number: 1900 1808.
- **Fiditour:** Address: 129 Nguyen Hue, Ben Nghe Ward, District 1, HCMC. Official website: fiditour.com. Phone number: +8428 39 14 14 14.
- **Ben Thanh tourist:** Address: 82 - 84 Calmette, Nguyen Thai Binh Ward, District 1, HCMC. Official website: benthanhtourist.com. Phone number: +8428 3822 7788.

VI. ATTENTION

When you come to Ho Chi Minh City, especially the first time, you may encounter some difficulties as terms of language, culture and some of the problems of society.

In general, some social problems still happen regularly in Saigon, in Vietnam and even in any nation such as overcharge, traffic jam, traffic mess, pickpockets and other issues of a growing city.

What you need now is preparedness about health and local information to begin a journey to new land where there may be some surprises for you.

In this chapter, we will mention some issues in Ho Chi Minh City as well as what you should do and should not do during your trip. There are some issues you will surely undergo as traffic mess but if you look at another angle, those could also be an interesting experience for your trip!

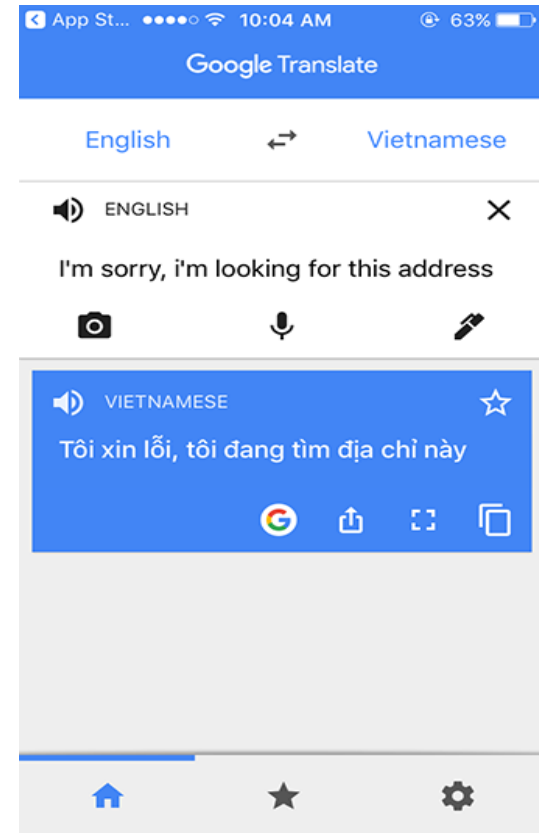
1. Language

The main language used in Vietnam is Vietnamese. Vietnam is the Non-English Speaking Country but the majority of young people in Ho Chi Minh City speaks English quite well, if you have troubles or ask for directions, you can ask young people. You should speak clearly, and emphasize key words to facilitate communication.



If you have difficulties don't hesitate to ask the young

You should use Google translate to facilitate communication.



Let's ask the natives to help, note that you should keep your smartphone carefully.

2. Problems

Overcharge

In general, prices in HCMC are relatively cheap compared to the average level of the world. However, some cases of sellers sell overpriced to tourists, especially foreign tourists. So:

If you buy in supermarkets or convenience stores, listed prices, you can be assured to buy.

If you buy in traditional markets, grocery stores or places no prices listed, you need to ask the price before buying. Do not forget to make a bargain before buying.

Pickpockets and robbery

This phenomenon is rarely happened, but you still need to be careful. In case that you should report it immediately to the police in HCMC via phone number: +8428.38.387.200 or support teams travelers: +8428.39.250.000.

Traffic jam and traffic mess



Traffic in HCMC is very complex

Traffic jam is a popular problem in HCMC. You need to be careful to cross the road and obey traffic signs. If you take a bus, taxi or motorcycle, your trips may be affected by traffic jams. But if you look at another angle, this could also be an interesting thing during your trip!

3. Shoud and Shoudn't

Should

- Saving the phone number of the embassy (or consulate) of your country in Vietnam.
- In addition, copy of passport, travel insurance and air tickets to provide in case of lost.
- Look up some more information about Ho Chi Minh City, other destinations, and localities on the internet. Specially, map.
- Carrying some kind of medicines such as colds, coughs, gastrointestinal disorders and headaches.
- Carefully store your valuable things in the hotel, regularly checking windows and doors before going out.
- Checking careful papers and money when going out.
- Detailed planning for your trip.
- Pre-installed some essential applications.

Shouldn't

- Shouldn't carry the large amount of money and valuables.
- Shouldn't go to empty places, especially in the evening.
- If you to be invited with insistence, please refuse, you may be tricked.

VII. PLANNING

After reading , you definitely have an overview of HCMC, now what you need to do is planning your trip.

You can refer to our book, our website and other websites to outline a preliminary plan. You should note the following main ideas:

- Schedule
- Accommodation
- Where to go
- How to go
- What to eat
- Estimated spending of trip.

How many days will you stay in HCMC?

Where are you going?

Where will you stay?

What will you eat?

What will you buy?

Total expected expenditure?

1. Preparing

Important things

- 1. Passport** (*Valid for at least 6 months*).
- 2. Visa**
- 3. Airfare, travel insurance**
- 4. USD and Vietnam dong**
- 5. Luggage**
- 6. Others:** *Mobile phone and personal belongings.*
- 7. Pre-installed necessary application**
(Google Maps, Google Stranlate, Busmap, Traveloka, Foody, Grab)

Visa

You can apply for a visa at the representative offices of Vietnam in your nation or by E-visa. We recommend that you do so through E-Visa because of the convenience.

E-VISA:

- Applicants will get single-entry e-visa with validity of 30 days if they meet legal rules of Vietnam Government.
- The process of application will be done via electronic transaction system. Service fee for processing e-visa will be paid through bank transfer and non-refundable in case of failure.
- You access one of these two websites, and follow the instructions. xuatnhapcanh.gov.vn or immigration.gov.vn.

2. Your Schedule

I. Length of stay in Saigon

The optimal length stay in Saigon is 4 - 5 days, includes:

- + 2 - 3 days to explore Saigon.
- + 1 day for Cu Chi Tunnels by booking a tour.
- + 1 day for Mekong Delta by booking a tour.

You should refer to saigontraveling.com for more information

3. Your collection

Thank you for choosing us and come to Ho Chi Minh City!

What do you think about Ho Chi Minh City? Let' tell us what Vietnam is in you! You can share with us your images or thoughts on our official fanpage via: facebook.com/saigontraveling or website: saigontraveling.com

QR code Welcome to Vietnam Fanpage



QR code saigontraveling.com

